

HOMEDICS[®]
drift



PLEASE TAKE A
MOMENT NOW
REGISTER YOUR PRODUCT AT:
www.homedics.com/register
Your valuable input regarding this
product will help us create the
products you will want in the future.

SANDSCAPE
INSTRUCTION MANUAL AND WARRANTY INFORMATION

1-YEAR LIMITED WARRANTY

IB-SANDTABLE
L-02337, REV 2

IMPORTANT SAFETY INSTRUCTIONS

WHEN USING ELECTRICAL PRODUCTS, ESPECIALLY WHEN CHILDREN ARE PRESENT, BASIC SAFETY PRECAUTIONS SHOULD ALWAYS BE FOLLOWED, INCLUDING THE FOLLOWING:

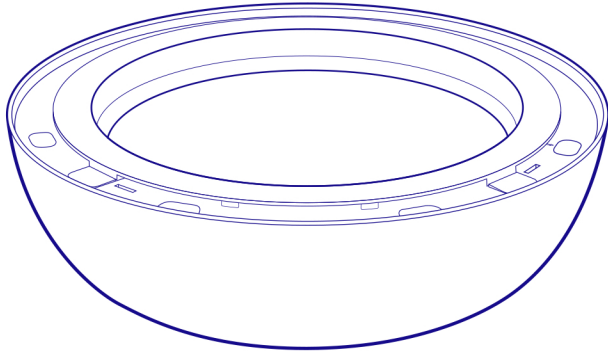
READ ALL INSTRUCTIONS BEFORE USING.

DANGER – TO REDUCE THE RISK OF ELECTRIC SHOCK:

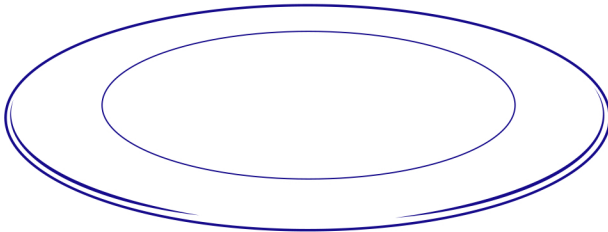
- Always unplug the appliance from the electrical outlet immediately after using and before cleaning.
- **DO NOT** reach for an appliance that has fallen into water. Unplug it immediately.

WHAT COMES IN THE BOX

1. 1 x drift Bowl



2. 1 x Glass Top




WHAT COMES IN THE BOX

3. 1 x Metal Sphere

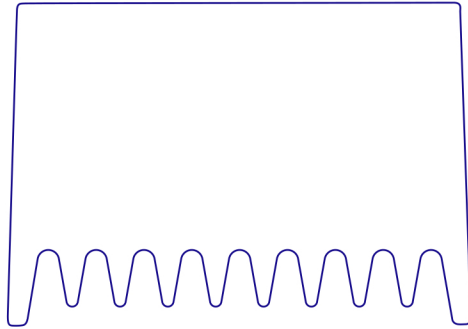


4. 2 x Bags of Sand (1 bag for 16", 2 bags for 21")

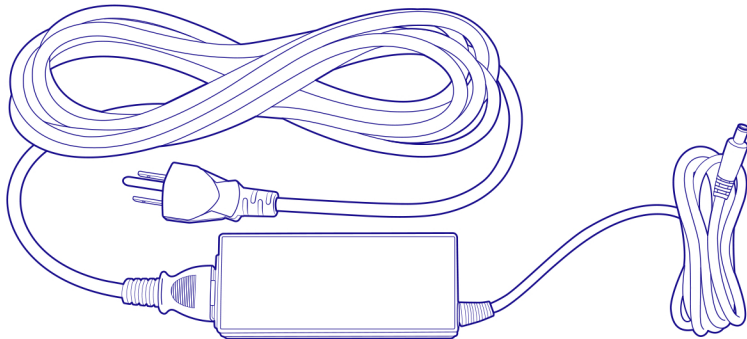


WHAT COMES IN THE BOX

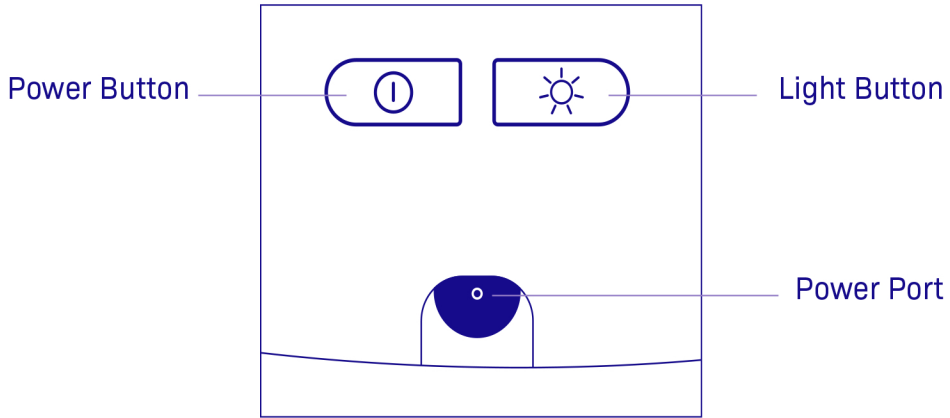
5. 1 x Sand Rake Tool



6. 1 x Adapter Power Cord



BUTTONS



1. **Power Button**
 - Short press play/pause ball
 - Long press lights and ball off
2. **Light Button**
 - Short press cycles through saved colors
 - Long press lights on/off
3. **Power Port**

SET UP

1. Remove all protective materials over the felt surface inside your drift bowl. Pour one bag of sand into the center of the table and use the included sand rake to level the sand (does not need to be perfect).
2. Place the metal ball into the center of the table; it will find the magnet. If it does not find the magnet right away, the magnet will find the ball during the first design.
3. Place the glass foam side down on the top and center it.
4. Untie the power cord, connect the cord to the adapter, and insert the barrel jack into the back of the drift Sandscape. Then plug-in the 3-prong adapter plug to 120-volt household electrical outlet. The lights will illuminate.
5. Download the drift Sandscape App from the app store.
6. Follow the instructions within the app for set up and get ready to drift.

UNRESPONSIVE DRIFT TROUBLESHOOTING

1. If drift becomes unresponsive, unplug power cord from the drift.
2. Press and hold both the power and lighting button on the drift.
3. While still holding these buttons down, plug the power cord back in. Continue to hold buttons until the drift lights up green. This should take around 5 seconds.
4. Once the drift lights up green, the metal ball will then return to the middle of the table.
5. Factory restore is then complete.

MAINTENANCE

1. Even out the sand. Over time, sand may build up on the outside of the sand surface. You can just use the included sand rake or any flat card to redistribute sand as needed.
2. You can clean the glass surface with any glass cleaner.
3. The product is built to give you 8 hours of continuous use. If it has stopped and you want to drift longer, restart in the app or short press the power button on the back of the unit.

FAQ

1. **Why is the product louder at full speed?**
The higher speed is intended to quickly clear or find a specific design. It is recommended to use the product below 50% speed for optimal silence.
2. **The ball moves slow in the center. Is this normal?**
Yes. The product is designed to maintain intricate designs even when the ball is moving in the center.
3. **How do I stop the sand from bunching up around the outside over time?**
Occasionally, you may feel the need to pause the product, remove the metal ball, and level the sand.

4. Can I use other materials or sand?

We only recommend using the drift sand included with the sandscape. This sand can also be purchased at homedemics.com.

5. How do I reattach my metal ball to the magnet?

Put the ball in the middle of the table and choose the “clean” design. This will pull the magnet under the table to the center and should reconnect with the ball.

6. To rest my product, do I pull the plug out of the wall or do I need to do something within the app?

Long press the power button or press the power button within the app.

7. Why does my product stop midway through my playlist?

Make sure that your phone is close enough to the table when choosing a new playlist to allow the new playlist to fully download.

8. What happens when I am outside of Bluetooth® range? Will my drift still work?

Your drift will continue running the playlist or current design. Depending on your settings, it will either stop or continue with the next design.

FCC DISCLAIMER

This device complies with Part 15 of the FCC Rules and Industry Canada licence-exempt RSS standard(s). Operation is subject to the following 2 conditions: (1) This device may not cause harmful interference, and (2) This device must accept any interference received, including interference that may cause undesired operation.

NOTE: HoMedics is not responsible for any radio or TV interference caused by unauthorized modifications to this equipment. Such modifications could void the user authority to operate the equipment.

NOTE: This equipment has been tested and found to comply with the limits for a Class B digital device, pursuant to Part 15 of the FCC Rules and CAN ICES-3 (B)/NMB-3 (B). These limits are designed to provide reasonable protection against harmful interference in a residential installation. This equipment generates, uses, and can radiate radio frequency energy and, if not installed and used in accordance with the instructions, may cause harmful interference to radio communications. However, there is no guarantee that interference will not occur in a particular installation. If this equipment does cause harmful interference to radio or television reception, which can be determined by turning the equipment off and on, the user is encouraged to try to correct the interference by one or more of the following measures:

- Reorient or relocate the receiving antenna.
- Increase the separation between the equipment and receiver.
- Connect the equipment to an outlet on a circuit different from that to which the receiver is connected.
- Consult the dealer or an experienced radio/TV technician for help.

This product has been tested and complies with the requirements for Federal Communication Commission, Part 18 and CAN ICES-1/NMB-1. Although this product is tested and complies with FCC, it may interfere with other devices. If this product is found to interfere with another device, separate the other device and this product. Conduct only the user maintenance found in this instruction

manual. Other maintenance and servicing may cause harmful interference and can void the required FCC compliance.

FCC & IC RADIATION EXPOSURE STATEMENT:

This equipment complies with FCC and Canada radiation exposure limits set forth for an uncontrolled environment. This equipment should be installed and operated with a minimum distance of 20cm between the radiator and your body.

This transmitter must not be co-located or operating in conjunction with any other antenna or transmitter.

SUPPLIER'S DECLARATION OF CONFORMITY

Product Description: SANDSCAPE

Model Number: ST-300, ST-400

Trade Name: HoMedics

FCC Compliance Statement

This device complies with Part 15 of the FCC Rules. Operation is subject to the following two conditions: (1) This device may not cause harmful interference, and (2) This device must accept any interference received, including interference that may cause undesired operation.

U.S. Contact Information

Company: HoMedics, LLC.

Address: 3000 N Pontiac Trail, Commerce Township, MI 48390

8:30am-7:00pm EST Monday-Friday 1-800-466-3342

DÉCLARATION DE LA FCC

Le présent appareil est conforme aux CNR d'Industrie Canada applicables aux appareils radio exempts de licence. L'exploitation est autorisée aux deux conditions suivantes : (1) l'appareil ne doit pas produire de brouillage, et (2) l'utilisateur de l'appareil doit accepter tout brouillage radioélectrique subi, même si le brouillage est susceptible d'en compromettre le fonctionnement.

Remarque : Le fabricant n'est pas responsable des interférences radio ou TV causées par des modifications non autorisées de cet appareil. De telles modifications pourraient entraîner l'interdiction d'utiliser l'appareil.

Remarque : Cet appareil a été testé et jugé conforme aux limites applicables aux appareils de Classe B, conformément à la Partie 15 du règlement de la FCC et à CAN ICES-3 (B)/NMB-3 (B). Ces limites sont conçues pour fournir une protection raisonnable contre les interférences nuisibles dans une installation résidentielle. Cet appareil génère, utilise et peut émettre une énergie de radiofréquence et, s'il n'est pas installé et utilisé conformément aux instructions, peut causer des interférences nuisibles aux communications radio. Il n'est toutefois pas garanti que des interférences ne se produiront pas dans une installation particulière. Si cet appareil provoque des interférences nuisibles à la réception radio ou télévision, ce qui peut être déterminé en éteignant l'appareil et en le rallumant, il est recommandé d'essayer de corriger les interférences en prenant une ou plusieurs des mesures suivantes :

- Réorienter ou déplacer l'antenne de réception.
- Augmenter la distance entre l'appareil et le récepteur.
- Brancher l'appareil dans une prise sur un circuit différent de celui auquel le récepteur est branché.
- Consulter le revendeur ou un technicien radio/TV expérimenté pour obtenir de l'aide.

Ce produit a été testé et satisfait aux exigences de la Partie 18 de la FCC et à la norme CAN ICES-1/NMB-1. Bien que ce produit ait été testé et soit conforme à la FCC, il peut interférer avec d'autres appareils. Si ce produit interfère avec

un autre appareil, les séparer. N'effectuer que l'entretien réservé à l'utilisateur indiqué dans ce mode d'emploi. Toute autre procédure de maintenance et d'entretien peut causer des interférences nuisibles et annuler la conformité au règlement de la FCC.

DÉCLARATION D'IC SUR L'EXPOSITION AUX RADIATIONS :

Cet équipement est conforme aux limites d'exposition aux radiations définies par le Canada pour des environnements non contrôlés. Cet équipement doit être installé et utilisé à une distance minimum de 20 cm entre l'antenne et votre corps.

Cet émetteur ne doit pas être installé au même endroit ni utilisé avec une autre antenne ou un autre émetteur.

DÉCLARATION DE CONFORMITÉ DU FOURNISSEUR

Description du produit : SANDSCAPE

Numéro de modèle : ST-300, ST-400

Nom du fabricant : HoMedics

Déclaration de la FCC

Cet appareil est conforme à la partie 15 du règlement de la FCC. Son fonctionnement est soumis aux deux conditions suivantes : (1) cet appareil ne doit pas provoquer d'interférences nuisibles, et (2) cet appareil doit accepter toute interférence reçue, y compris les interférences pouvant entraîner un fonctionnement indésirable.

Coordonnées aux États-Unis

Société : HoMedics, LLC.

Adresse : 3000 N Pontiac Trail, Commerce Township, MI 48390

8 h 30 à 19 h (heure normale de l'Est) du lundi au vendredi 1-800-466-3342

1-YEAR LIMITED WARRANTY

HoMedics sells its products with the intent that they are free of defects in manufacture and workmanship for a period of 1 year from the date of original purchase, except as noted below. HoMedics warrants that its products will be free of defects in material and workmanship under normal use and service. This warranty extends only to consumers and does not extend to Retailers.

To obtain warranty service on your HoMedics product, contact a Consumer Relations representative for assistance. Please make sure to have the model number of the product available.

HoMedics does not authorize anyone, including but not limited to Retailers, the subsequent consumer purchaser of the product from a Retailer, or remote purchasers, to obligate HoMedics in any way beyond the terms set forth herein. This warranty does not cover damage caused by misuse or abuse; accident; the attachment of any unauthorized accessory; alteration to the product; improper installation; unauthorized repairs or modifications; improper use of electrical/power supply; loss of power; dropped product; malfunction or damage of an operating part from failure to provide manufacturer's recommended maintenance; transportation damage; theft; neglect; vandalism; or environmental conditions; loss of use during the period the product is at a repair facility or otherwise awaiting parts or repair; or any other conditions whatsoever that are beyond the control of HoMedics.

This warranty is effective only if the product is purchased and operated in the country in which the product is purchased. A product that requires modifications or adoption to enable it to operate in any other country than the country for which it was designed, manufactured, approved, and/or authorized, or repair of products damaged by these modifications is not covered under this warranty.

THE WARRANTY PROVIDED HEREIN SHALL BE THE SOLE AND EXCLUSIVE WARRANTY. THERE SHALL BE NO OTHER WARRANTIES EXPRESS OR IMPLIED, INCLUDING ANY IMPLIED WARRANTY OF MERCHANTABILITY OR FITNESS OR ANY OTHER OBLIGATION ON THE PART OF THE COMPANY WITH RESPECT TO PRODUCTS COVERED BY THIS WARRANTY. HOMEDICS SHALL HAVE NO LIABILITY FOR ANY INCIDENTAL, CONSEQUENTIAL, OR SPECIAL DAMAGES. IN NO EVENT SHALL THIS WARRANTY REQUIRE MORE THAN THE REPAIR OR REPLACEMENT OF ANY PART OR PARTS THAT ARE FOUND TO BE DEFECTIVE WITHIN THE EFFECTIVE PERIOD OF THE WARRANTY. NO REFUNDS WILL BE GIVEN. IF REPLACEMENT PARTS FOR DEFECTIVE MATERIALS ARE NOT AVAILABLE, HOMEDICS RESERVES THE RIGHT TO MAKE PRODUCT SUBSTITUTIONS IN LIEU OF REPAIR OR REPLACEMENT.

This warranty does not extend to the purchase of opened, used, repaired, repackaged, and/or resealed products, including but not limited to sale of such products on internet auction sites and/or sales of such products by surplus or bulk resellers. Any and all warranties or guarantees shall immediately cease and terminate as to any products or parts thereof that are repaired, replaced, altered, or modified, without the prior express and written consent of HoMedics.

This warranty provides you with specific legal rights. You may have additional rights that may vary from country to country. Because of individual country regulations, some of the above limitations and exclusions may not apply to you.

For more information regarding our product line in the USA, please visit www.homedics.com. For Canada, please visit www.homedics.ca.

FOR SERVICE IN THE USA

cservice@homedics.com

8:30am–7:00pm EST Monday–Friday

1-800-466-3342

FOR SERVICE IN CANADA

cservice@homedicsgroup.ca

8:30am–5:00pm EST Monday–Friday

1-888-225-7378

©2021 HoMedics, LLC. All rights reserved. HoMedics is a registered trademark of HoMedics, LLC. The Bluetooth® word mark and logo are registered trademarks owned by Bluetooth SIG, Inc and any use of such marks by HoMedics is under license.

Distributed by HoMedics, LLC, 3000 N Pontiac Trail, Commerce Township, MI 48390

IB-SANDTABLE

Made in China